



METER

ATMOS 41 GEN 2 RH Board Replacement

18065-00
10.2024

This document instructs how to replace the ATMOS 41 Gen 2's RH board if it malfunctions or needs to be upgraded. Ensure that all items needed for board replacement are present before attempting to change out the RH board.

Tools needed:

- Small Phillips (PH1) head screw driver
- 1 Nitrile glove (included in kit)
- New RH card (included in kit)
- Extra screws (2 included in kit)
- Forceps (included in kit)

REPLACING THE ATMOS 41 GEN 2 RH BOARD

1. Unplug the ATMOS 41 Gen 2 from data logger.
2. Locate the ATMOS 41 Gen 2 RH board access panel (Figure 1).

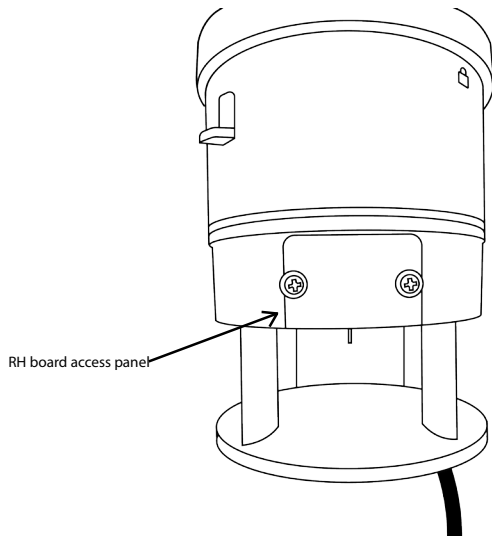


Figure 1 View of RH board access panel

3. Discharge any static electricity from body, electrostatic discharge may damage RH board.
4. Wearing the nitrile glove, unscrew the board access panel to access the RH board connector (Figure 2). Set aside door and screws for later.

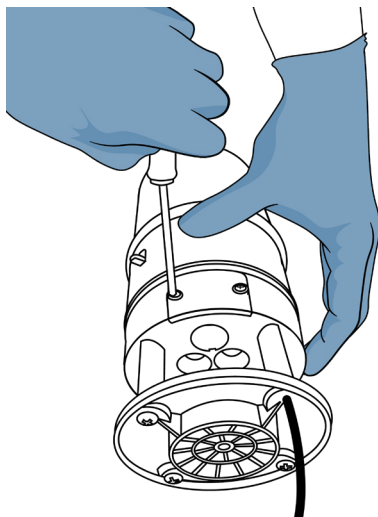


Figure 2 Unscrew access panel

Cut/trim
at 5 3/8
(5.375)
inches

Fold

Cut/trim 1 inch
of bottom for end
dimensions 5.375
x 10 inches before
folding.

5. Use forceps to remove old RH board from connector slot. (Figure 3)

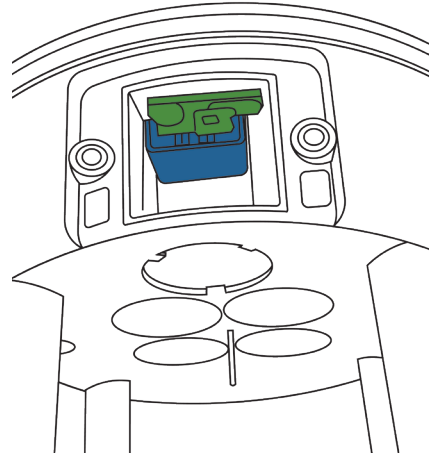


Figure 3 RH board (green) and connector (blue)

6. With gloved fingers, gently place new RH board into connector slot and carefully press down to ensure board is in place.
7. Place RH board access panel back onto the ATMOS 41 Gen 2 and screw into place.

NOTE: It is not necessary to replace the old access panel screws with the new ones included in the RH board swap kit unless the screws have been lost or damaged.

8. Plug the ATMOS 41 Gen 2 back into data logger.
9. Before leaving the site check the ATMOS 41 Gen 2 RH board has been installed correctly by verifying the RH/temperature/barometric pressure values are within the expected range. If they are not, see the ATMOS 41 Gen 2 manual (<https://meter.ly/41support>) for troubleshooting options.

METER Group, Inc.

E info@metergroup.com

W metergroup.com

EUROPE

E support.europe@metergroup.com

T +49 89 12 66 52 0

NORTH AMERICA

E support.environment@metergroup.com

T +1.509.332.5600