



METER

AQUALAB® 4 WATER ACTIVITY METER



AQUALAB 4 QUICK START

Preparation

Inspect and verify that all AQUALAB components arrived in good condition.

Select a clean, level location where the temperature is stable. Locations with high temperature variability (e.g., next to air conditioners, heater vents, or open windows) can affect the accuracy of readings.

Maintenance

The accuracy of the AQUALAB should be verified at least once per shift. If the verification standards read out of specification, the instrument needs to be cleaned.

For detailed instructions on how to verify and clean the AQUALAB, visit metergroup.com/certification or consult the [AQUALAB User Manual](#) (metergroup.com/aqualab4te-support).

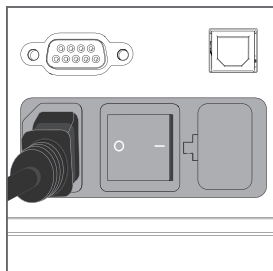
To reduce the chance of the sample material contaminating the measurement chamber, keep the AQUALAB on a level surface at all times. Do not move the instrument while a sample is loaded into the chamber.

For more information on preventing contamination, visit metergroup.com/certification or consult the [AQUALAB User Manual](#).

Installation

1. Plug In AQUALAB

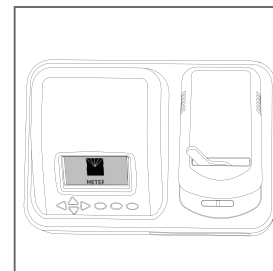
Plug the power cord into the back of the AQUALAB unit and into an outlet.



2. Turn the Instrument On

Flip the black power switch on the back of the instrument.

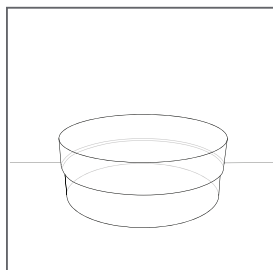
Allow the AQUALAB a warm-up period to ensure accurate readings.



3. Prepare a Sample

Fill a sample cup half full, covering the bottom of the cup. **Do not overfill.**

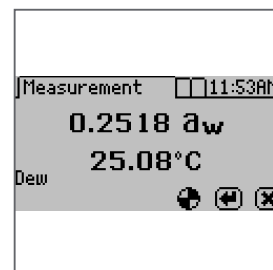
Clean the rim and outside surfaces of the sample cup.



4. Take a Reading

Place the sample cup in the sample chamber.

Close the chamber carefully, and move latch to the READ position to start the measurement. The AQUALAB will beep and display the measurement results when the test is complete.



What is water activity?

Water activity is the best way to understand the state of water in your product.

Learn more about what it is and how to use it at metergroup.com/intro-to-water-activity

Measuring Moisture Content

These quick start instructions apply to measuring water activity with the AQUALAB 4TE and 4TEV. For instructions on measuring moisture content, consult the [AQUALAB User Manual](#).

