

Ultra Sensitive Hygiene Test for Microbial Contamination

Most food poisoning incidents are caused by cross-contamination due to improper cleaning. ATP (Adenosine triphosphate) + AMP (Adenosine monophosphate) hygiene monitoring is a convenient and fast way to measure cleanliness.

How does it work?

Bioluminescence testers measure for ATP, the molecule that provides energy to all living things. In addition to ATP, the Lumitester PD-30 uses a patented method to measure AMP, the product of ATP that has been heat-treated or fermented.

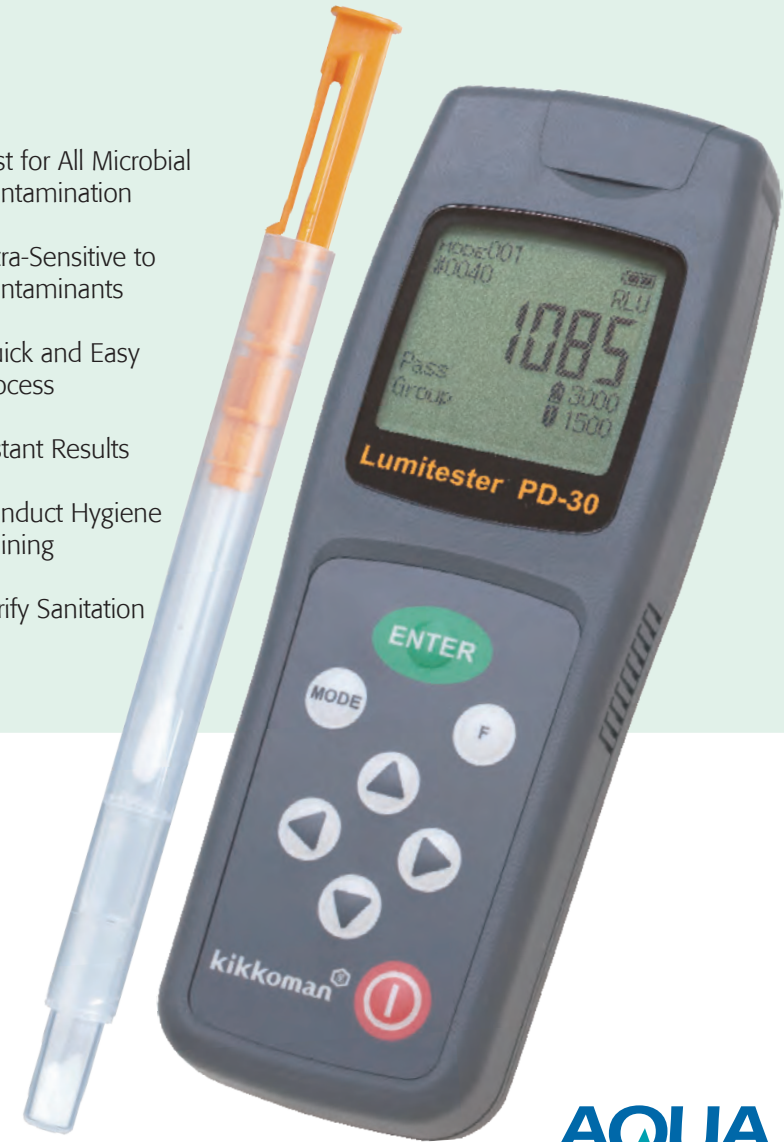
Ultra-Sensitive

Measuring both ATP and AMP makes the Lumitester ultra-sensitive to contamination.

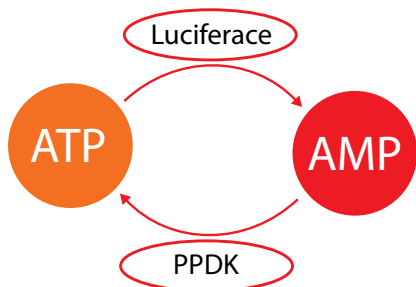
Check for Food Residues

The Lumitester detects both microbiological and food waste contamination to give a better indication of overall hygiene.

- Test for All Microbial Contamination
- Ultra-Sensitive to Contaminants
- Quick and Easy Process
- Instant Results
- Conduct Hygiene Training
- Verify Sanitation



What makes the Lumitester ultra-sensitive



- AMP is the product of ATP that has been heat-treated or fermented.
- The Lumitester uses the ATP regeneration enzyme PPDK to measure both ATP and AMP as part of the ATP cycle. This method provides better sensitivity than ATP-only bioluminescence testing.
- US Patent No. 5891659

PPDK - Pyruvate orthophosphate dikinase

ATP - Adenosine triphosphate

AMP - Adenosine monophosphate

Lumitester PD-30
ATP + AMP Hygiene Monitoring



Lumitester PD-30 & LuciPac Pen

ATP + AMP Hygiene Monitoring Test

FEATURES OF ATP + AMP SURFACE HYGIENE MONITORING

1. Rapid - The results are available immediately

Conventional Method
(Culture method)



Time required
1 to 2 days

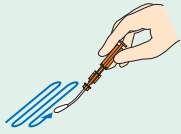
ATP+AMP Method



Time Required
30 Seconds (including measuring time of 10 seconds)

2. Simple

1



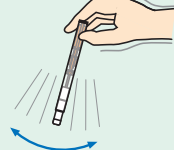
Wet and swab

2



Push

3



Shake well

4



Measure with PD-30 for 10 seconds

3. Numerical

- Results are displayed numerically as RLU (Relative Light Unit)
- Collected data can be transferred to PC easily and used for trend analysis.

DATA ANALYSIS SOFTWARE

The Upgrade data analysis software allows you to match the testing mode to various measurement sites and situations.

MODE	Level 1	Level 2	Object
1	1500	3000	Worker A hands and
2	1500	3000	Worker B hands and
3	1500	3000	Worker C hands and
4	1500	3000	Worker D hands and
5	0500	1000	Refrigerator A han
6	0500	1000	Refrigerator B han
7	0500	1000	Refrigerator C han
8	0500	1000	Refrigerator D han
9	0500	1000	Doorknob A
10	0500	1000	Doorknob B
11	0500	1000	Doorknob C
12	0500	1000	Doorknob D
13	0500	1000	Faucet A handle
14	0500	1000	Faucet B handle
15	0500	1000	Faucet C handle
	0500	1000	Faucet D handle

LUMITESTER PD-30 SPECIFICATIONS

Measurement Time:

- 10 sec. (20 sec. when using temperature compensation in cold temperatures)

Measurement Temperature:

- 10-40° C when temperature compensation function is ON
- 20-35° C when temperature compensation function is OFF

Data Output:

Relative Light Unit (RLU)

Date Memory:

2,000 pcs of data

Power:

Two AA alkaline or nickel hydride rechargeable batteries

Dimensions:

65 x 175 x 32 mm, approx. 235g (excl batteries)

Accessories:

Two AA alkaline batteries, cleaning brush, USB cable, strap, Quick Manual, CD-ROM, stand-up case

* Not to be used for detection or enumeration of bacteria or specific pathogens.

LUCIPAC PEN SPECIFICATIONS

An integrated testing device that contains the cotton swab, ATP releasing reagent, and luminescent reagent.

Packing: 20 sticks in an aluminum pack; 5 packs make one kit (100 sticks / kit)

Material: Polypropylene

Storage: 2-8° C (do not freeze)

14 days at 25° C (when pack has not been opened)

5 days at 30° C (when pack has not been opened)

Expiry: 14 months after manufacture

** Use LuciPac Pen for Lumitester PD-20 or PD-30.

©2015 DECAGON
PRINTED IN USA

Lumitester PD-30
ATP + AMP Hygiene Monitoring



2365 NE Hopkins Court
Pullman, Washington 99163
509-332-2756
www.aqualab.com