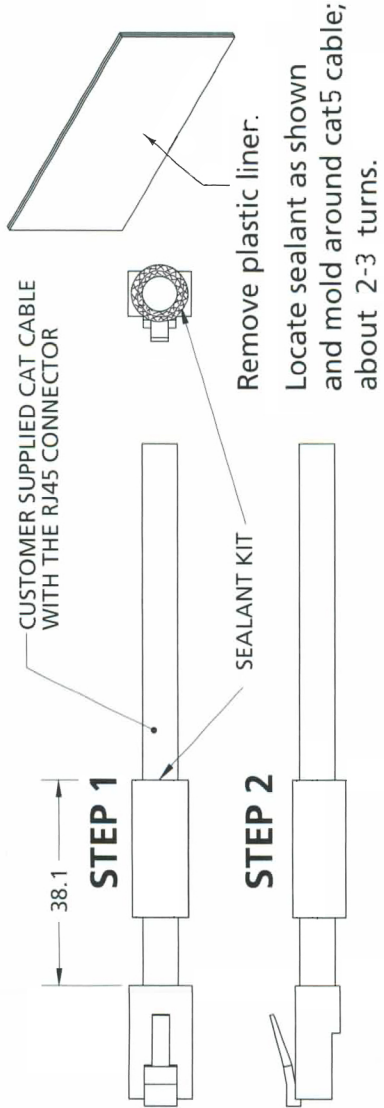
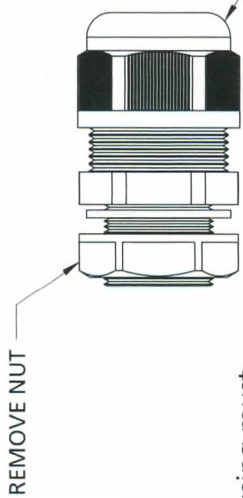


Installation Instructions

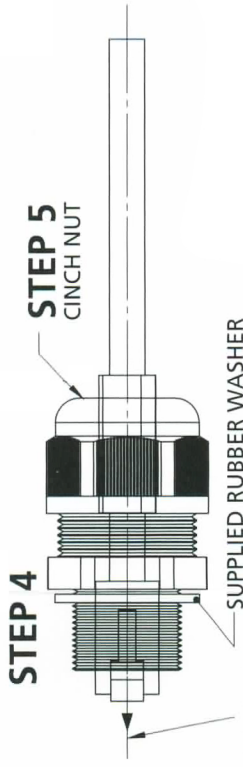
RJ45



Locate sealant as shown and mold around cat5 cable; about 2-3 turns.



The end of housing must be panel mounted into weather-tight enclosure.



ETHERNET SYSTEM SUPPLIED

STEPS

1. Apply sealant
2. Slide cable thru fitting
3. Mate plug and jack inside ethernet system
4. Fully seat supplied feed thru to ethernet system
5. Tighten cinch nut only if sealant is in proper location